


Sundance Spas 980 Kingston™

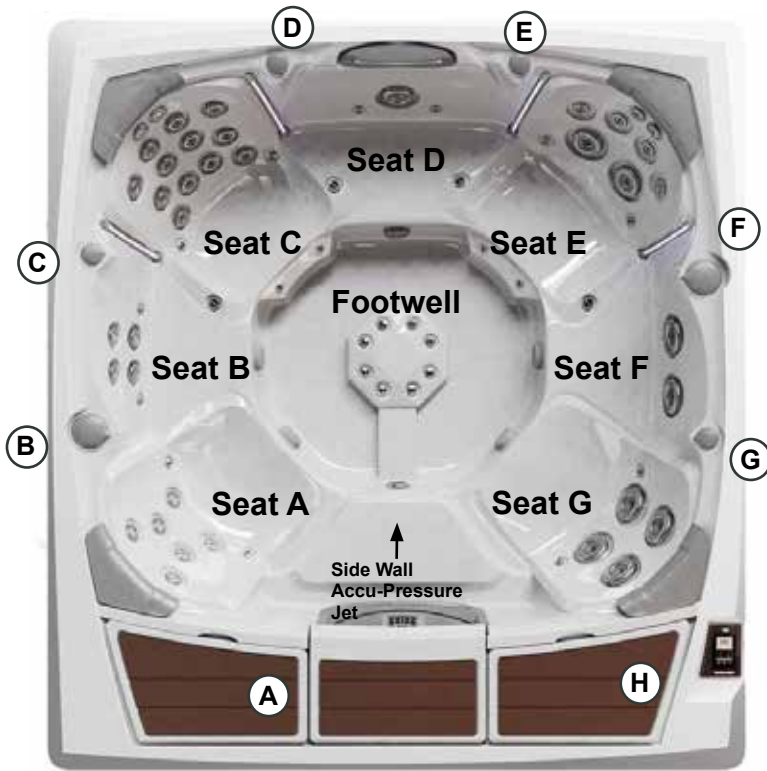
Specifications

<p>Dimensions:..... 92" x 100" x 34" (233.7 cm x 254 cm x 86.4 cm)</p> <p>Seating Capacity: 6-7 Adults</p> <p>Dry Weight:..... 971 lbs (440 kg)</p> <p>Filled Weight (Spa Volume): 5,233 lbs (2,374 kg)</p> <p>Filled Weight (Average Fill): 4,315 lbs (1,957 kg)</p> <p>Water Capacity (Spa Volume):..... 511 US Gal (1,934 Liters)</p> <p>Water Capacity (Average Fill):..... 401 US Gal (1,518 Liters)</p> <p>Controls:..... 980 iTouch™ Glass Interface LCD Control, Displays Temperature, Time, Cycles and Jet/Air System Control. Offers Customizing of Filtration Cycles, Lighting, Water Temperature Setting and other features</p> <p>Water Delivery: 2 TheraMax High-Flow Pumps and 8-Hour Dynamic Flow Circulation System</p> <p>Pump 1: North America (60 Hz): 1-Speed/2.5 HP Continuous, 11.3A Max., 56 Frame Export (50 Hz): 1-Speed/2.0 HP Continuous, 7A Max.</p> <p>Pump 2: North America (60 Hz): 1-Speed/2.5 HP Continuous, 11.3A Max., 56 Frame Export (50 Hz): 1-Speed/2.0 HP Continuous, 7A Max.</p> <p>Pump 3: High-Output Dynamic Flow, 8-Hour Filter/Circulation Pump (67 gpm) Programmable for Daily Start Time and Duration</p> <p>Total Hydrojets: 56</p> <p>Seat A Jets: 6 Fluidix Reflex</p> <p>Seat B Jets: 4 Fluidix Reflex</p> <p>Seat C Jets: 12 Fluidix-ST, 2 Fluidix Euro, 2 Pulsator, 2 Accu-Pressure</p> <p>Seat D Jets: 1 Vortex</p> <p>Seat E Jets: 2 Fluidix Euro, 4 Fluidix Reflex, 2 Fluidix Intelli-Jet, 2 Pulsator, 2 Accu-Pressure</p> <p>Seat F Jets: 2 Vortex</p> <p>Seat G Jets: 4 Vortex</p> <p>Footwell Jets (H):..... 8 Accu-Pressure, 1 Accu-Pressure (sidewall)</p> <p>Air Blower: High-efficiency, 1-Speed</p> <p>Aromatherapy Delivery:..... 12 Silent Air® Injector Jets with Quiet High Speed Air Pump</p> <p>Air Controls/Massage Selectors: 4/2</p> <p>Filter:..... MicroClean® Ultra Filtration System, 130 ft² (2 interlocking cartridge filters)</p> <p>Water Treatment: Automatic Brominator and Dynamic Flow Circulation System; Factory installed CLEARRAY® Water Purification System</p> <p>Water Treatment (Optional): Factory installed CLEARRAY PRO₃TECT</p> <p>Lighting: Multicolored LED Lighting System (1 Waterfall, 1 Footwell), Exterior Corner Lights, SunCooler Bin Lights, Seat Accent Lights</p> <p>Synthetic Cabinet:..... Available in Coastal, Mahogany</p> <p>Shell Colors: Platinum, Celestite (Gypsum), Sahara, Copper Sand, Monaco, Porcelain</p> <p>Headrests: 4</p> <p>Heater: Low Flow 5.5 kW With Titanium Element Export (50 Hz): Low Flow 2.7 kW with Titanium Element</p> <p>Electrical Requirements: North America (60 Hz): 240 VAC@40A/50A or 60A; Export (50 Hz): 230-240 VAC@1x20A, 1x16A/1x20A, 3x16A (see manual for more configurations); or Suitable Rated Circuit Breaker To Comply With Local Electrical Regulations. Certain Countries May Require 2 Power Inputs; Two GFCI/RCD Breakers are Required For This Configuration.</p> <p>Limited Warranty*:..... North America (60 Hz): 10 Years Shell, 7 Years Shell Surface, 5 Years Plumbing Component Leaks, 5 Years Equipment and Controls, 5 Years Cabinet, 5 Years Jets, 2 Years Lights, 1 Year Stereo Export (50 Hz): 10 Years Shell, 7 Years Shell Surface, 2 Years Plumbing Component Leaks, 2 Years Equipment and Controls, 2 Years Cabinet, 2 Years Jets, 2 Years Lights, 2 Years Stereo</p> <p>Waterfall Feature: Adjustable Flow Rate; Colored Lighting</p> <p>Audio System (Optional): Factory Installed BLUEWAVE® 2.0 Wireless Spa Stereo System with Auxiliary 3.5 mm headphone jack connection, Bluetooth® compatible, 4 premium speakers and a powered subwoofer</p> <p>Special Features:..... SunSmart™ 2.0 Wi-Fi module - standard</p>	
--	---

Dimensions/Specifications Subject To Change Without Notice

Sundance Spas 980 Kingston

Operation/Seat Depths



- (A)** Air Control - Activates Seat A Jets (6 Fluidix Reflex) and Seat B Jets (4 Fluidix Reflex) - Also used when draining the SunCooler Bins in the close position.
- (B)** Massage Selector [Pump 2] - Adjusts Massage Level Between Seat A Jets + Seat B Jets and Seat C Jets
- (C)** Air Control - Activates Seat C Jets (2 Fluidix Nex, 12 Fluidix Reflex, 2 Pulsators, 2 Accu-Pressure)
- (D)** Waterfall Selector [8-Hour Circ. Pump] - Controls Waterfall Output
- (E)** Air Control - Activates Seat E Jets (2 Fluidix Nex, 4 Fluidix Reflex, 2 Fluidix Intelli-Jet, 2 Pulsators, 2 Accu-Pressure) and Seat G Jets (4 Vortex)
- (F)** Massage Selector [Pump 1] - Adjusts Massage Level Between the Seat E Jets + Seat G Jets and Seat D Jets + Seat F Jets + Center Footwell Jets
- (G)** Air Control - Activates Seat F (2 Vortex) and Center Footwell Jets (8 Accu-Pressure)
- (H)** SunScents Dispenser

- Jets Pump 1: 1 Accu-Pressure Jet (Side Wall) in Footwell and SunCooler Perimeter Drains are always on when this pump is running

56 Total Jets



Spa Operation Subject To Change Without Notice

SEAT DEPTHS

- | | |
|------------------------------|------------------------------|
| A = 23.25" (59.01 cm) | G = 22.00" (55.88 cm) |
| B = 21.00" (53.34 cm) | H = 17.00" (43.18 cm) |
| C = 26.00" (66.04 cm) | I = 29.25" (74.30 cm) |
| D = 20.50" (52.07 cm) | SunCooler Bin Depth |
| E = 24.25" (61.60 cm) | J = 13.50" (34.29 cm) |
| F = 20.00" (50.80 cm) | |

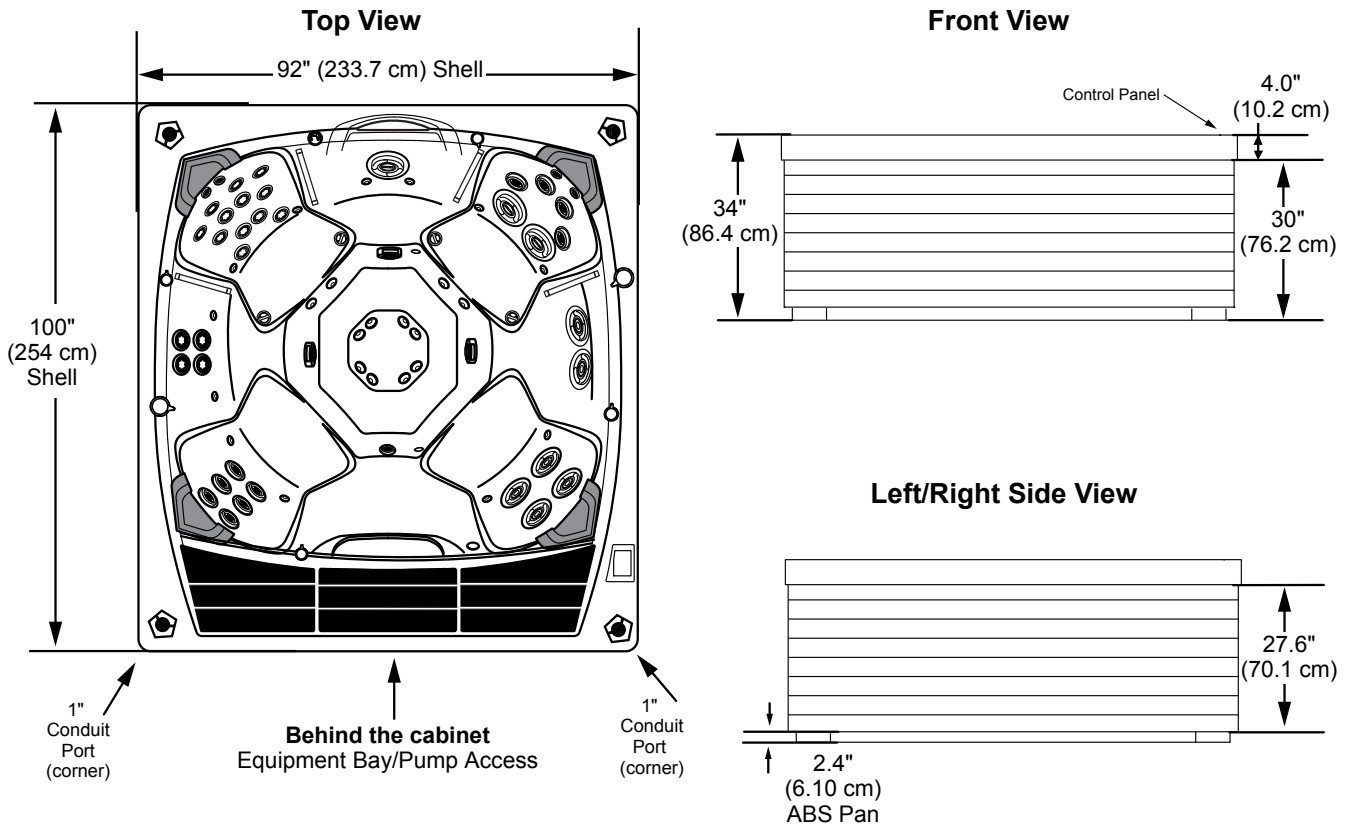
Listed dimensions represent distance from top of acrylic to lowest point in seat. **Tolerance ± 0.5" (1.27 cm).**



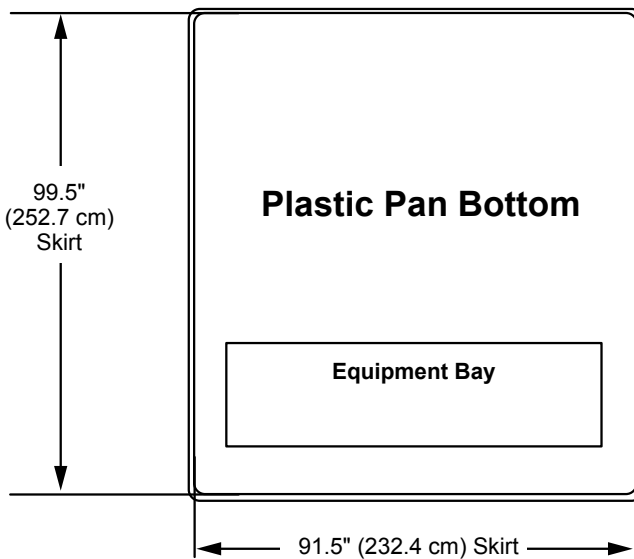
Dimensions/Specifications Subject To Change Without Notice

Sundance Spas 980 Kingston

Portable Dimensions



IMPORTANT! Always measure each hot tub for exact dimensions BEFORE designing its foundational support and/or decking.



Dimensions/specifications subject to change without notice. Tolerance: ± 0.5" (1.27 cm)

Dimensions/Specifications Subject To Change Without Notice

1-fas 230V C-sikring (treg) til alle modeller.
 880-modeller kan kobles med 3-fas (400 volt TN-nett - se egne linjer)

Kingston				
For å få mest mulig glede av badet anbefaler vi høyeste kurs for optimal drift.				
	Type varmeelement	Alternativ tilkobling	Funksjon	Kretskortinnstillinger
Kingston	5,5 kW	3-fas (400 volt TN-nett) 25 amp	Varmeelement og pumper kan brukes samtidig	Se brukermanual.
Kingston	5,5 kW	40 amp eller 20 + 25 amp	Varmeelement og pumper kan brukes samtidig	Se brukermanual.
Kingston	5,5 kW	25 amp	Alle pumper kan brukes samtidig. Varmeelementet slår seg automatisk av når pumpene startes.	Se brukermanual.
Kingston	2,7 kW	3-fas (400 volt TN-nett) 16 amp	Varmeelement og pumper kan brukes samtidig	Se brukermanual.
Kingston	2,7 kW	32 amp eller 16 + 20 amp	Varmeelement og pumper kan brukes samtidig	Se brukermanual.
Kingston	2,7 kW	20 amp	Alle pumper kan brukes samtidig. Varmeelementet slår seg automatisk av når pumpene startes.	Se brukermanual.
Kingston	2,7 kW	16 amp	Kun to av tre pumper kan brukes samtidig. Varmeelementet slår seg av når pumpene startes.	Se brukermanual.